



Writing Virtual Learning

Kindergarten Writing

April 6, 2020



Kindergarten Writing Lesson: April 6

Learning Target:

Students will write on topic with the given prompt.

Background: Students use sounds, sight words, and pictures to write on a prompt/topic

- Students will use dictation to respond to a prompt
- Students will use pictures to respond to a prompt
- Students will use words to respond to a prompt

Let's Get Started:

1. Review phonics sounds in the [Jolly review](#)
2. Review [sight words](#)
3. Watch Video: [The Sentence Song](#)

Practice #1:

Warm up by writing your first and last name using capitalization and formation


Goldie Locks



Ask a grown up to write a model for you if you can't remember all the letters.

Practice #2: Write the Room


Draw and label 3 things you see in your living room.
Stretch out the words and write the sounds you hear:



ch-air



chair



c-ou-ch



couch



c-l-o-ck



clock

Practice #3:

Mix and Fix Sentence

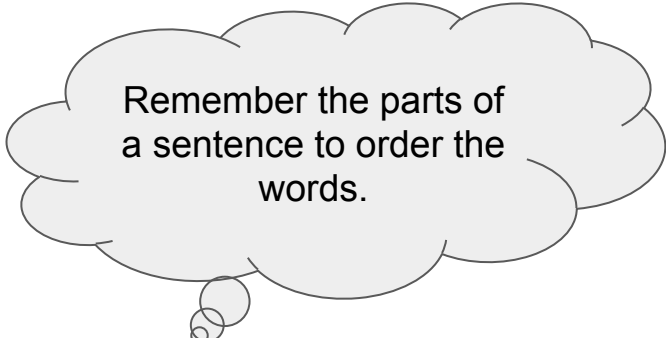
Write these words in the right order to make a sentence.

hops

Fox

on

rocks.



Remember the parts of
a sentence to order the
words.

Did you remember?

A sentence needs:


- A capital letter
- A period at the end
- Spaces between words

The sentence should say: **Fox hops on rocks.**

Check your sentence now. If you need to, fix your sentence.

Practice on your own: Listen to the book.

Click the
book to listen
to the story.




Practice on your own:

Write and draw 3 things you like to do on a rainy day.
Complete this page in your packet, or [click here](#) to print.



Name: _____

Write and draw 3 things you like to do on a rainy day.





MORE Practice on your own:

Go to this website:

[ABCya Spelling](http://ABCya.com/spelling)

1. Click the word GO.
2. Choose the first level.



Self Check:

Go tell someone in your home your answers.



1. Was this lesson?

- easy,
- just right
- hard

2. Read your writing to someone else.